

Born at Home



Ideas and activities for Christmas

This guide is split up into two sections; activities for families and activities for adults; single or couple.

Christmas is a busy time. There is so much that is demanded of us during this season; our time, our attention, and our finances. It's almost like the enemy wants us to forget about the true purpose of Christmas. Use this guide to pause, reflect, and inject a little bit of family time and most importantly, Jesus, into your schedule.

1

CRAWL

These activities are quick and can be done while doing other things.

2

WALK

These activities require some time and are simple things to do.

3

RUN

These activities require dedicated time and are more complex.

A QUICK GLANCE



Let's Give him a HANDel

Music Appreciation
Pg 3



Skittle Prayer

Include the whole family Pg. 4



Give Back

Make this a tradition
Pg. 5

A Guide for Families

1

CRAWL

Picture Search: Go to page 6 and find these 8 items hidden in the picture...

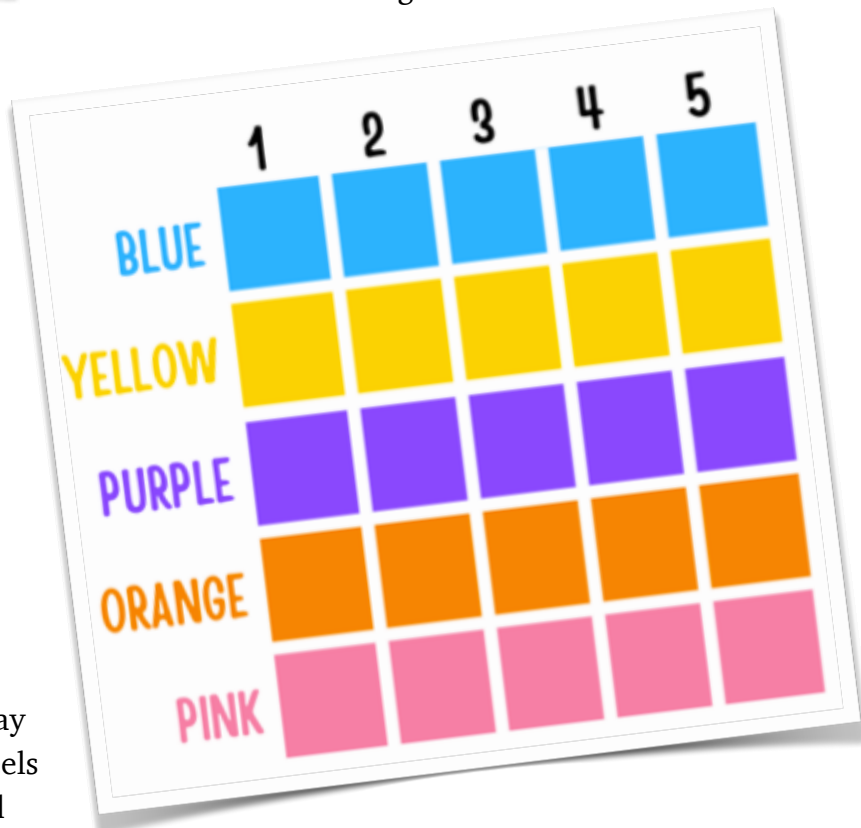


God is in the Picture: Have your kids draw a picture of a moment they felt scared or alone. When they're finished drawing have them talk about that moment with you. Next have them talk about how that moment would change if they pictured Jesus with them. Have them add Jesus to their drawings and write "HOPE" across the top. Have them hang it in a prominent place as a reminder this Christmas season. Finally, tell your kids about a time that you felt God in a particular situation.

A Pocket Reminder: Write "God" on a small object such as a smooth rock, coin, or LEGO brick. Place the object in your pocket every day this week. When something comes up that feels scary, put your hand in your pocket to remind yourself that you can trust that God is with you.

God is Like Air: Hold a deflated balloon. Ask everyone to watch what you'll do next. Blow a deep breath of air into a balloon. Ask: "what just happened?" Continue: "I filled the balloon with air." Keep blowing until the balloon is full. Tie a knot and invite everyone to join you in tossing the balloon and keep it from falling to the ground. Discuss: "After I put air inside the balloon, was there any air left in the room?" "If you're all by yourself is there air there?" Explain: like the air we can't see, God is also there. Share a time God was with you.

Jumbled Jellybean Riddle: Samantha gave her friend Lucy a bag of jellybeans for Christmas full of Lucy's favorite colors. The bag has five different colors of jellybeans, each with a different amount. Can you figure out how many of each color went in the bag? CLUES: There are twice as many purple as pink. There are three more orange than pink. There is one more blue than orange.









Let's give him a HANDeL

Have you ever heard a beautiful piece of music called the Messiah by George Frideric Handel? It's pretty incredible, and is considered a timeless classic.

Handel's friend, Charles Jennens, used Scriptures to write the words to the music. Here are some sentences from the Messiah.

Can you fill in the blanks using the Bible verses below? *

- 
-  For unto us a _____ is born.
(Isaiah 9:6)
-  _____ to God in the highest.
(Luke 2:14)
-  He shall _____ peace.
(Zechariah 9:10)
-  He hath _____ our griefs.
(Isaiah 53:4)
-  In Christ shall all be made _____
(1 Corinthians 15:22)

* Based on KJV or NKJV translations of the Bible.

 Idea

Ask Alexa or Siri to play Hallelujah Chorus as you decorate your Christmas tree.



WORSHIPING CHRIST

Like Handel, you can create something beautiful to show your love for Jesus. You can use musical notes, words, art supplies or anything else you can find, to express how thankful you are that Jesus came to rescue us.



HALLELUJAH CHORUS

Here's a line of music from one of the most famous parts of the Messiah called the "Hallelujah Chorus."



Hand Print Art: Grab some paint and some paper. Now let's see what you can do with using only our hand prints, finger prints or even foot prints? Can you make a Christmas Tree? A wreath? A reindeer?



2

WALK

Immanuel: Gather your family and read Isaiah 7:14 and Matthew 1:23. Explain that Jesus has a special name - Immanuel - which means "God with us." When Jesus was born in Bethlehem, He was God in the flesh. We can't see God with our eyes or touch Him with our fingers but people could see and touch Jesus. And because Jesus was human (while still being God), He completely understood what it was like to be human - to be tired, hungry, thirsty, and tempted. Next, listen or sing the hymn "O come, o come Emmanuel." And answer the question; how does it make you feel to know that God is always with you?

Skittles Prayer: Open a bag of skittles and pour them into a bowl. Invite each family member to pick one or two skittles. DON'T EAT YET! Explain that each color represents a prayer and

that we can bring God's peace into the world by praying. Invite each person to say a prayer to the corresponding color of skittle they chose.

Red: Pray for someone who doesn't know Jesus

Orange: Pray for someone at school, church, or work who is going through a hard time, and needs to experience God's peace.

Yellow: Pray for peace in nations torn by war.

Green: Pray for peace and unity in our country.

Purple: Ask God to strengthen every person in your family with His peace.




3

RUN

Advent Calendar: Head to <https://childrensministry.com/free-family-advent-calendar/> and get the free family advent calendar. Each day from Dec. 1st until Christmas Day there will be an activity complete or a bible verse to read. Challenge your family to do this every day until Christmas. You must provide your email to get this download.

BONUS: Check out pg. 7 for more ideas!



A Guide for Adults

Please take a look at the family activities and feel free to do any of them that you wish. We have included a few more activities just for adults.

1

CRAWL

Christmas Crossword: Solve the puzzle above. Answers are on page 7.

2

WALK

Jesus' Birth: The birth of Jesus is recorded in two places in the Bible; Matthew 1-2 and Luke 1-2. Read both stories and make a list of similarities and differences. Because of the differences in these two stories some scholars throw skepticism on the account a Jesus' birth. After reading take some time to reflect on this question: Why do the differences in these two stories NOT discredit the account of Jesus' birth?

3

RUN

Give Back: A Make giving a part of your Christmas traditions. Check out some ideas on page 7.

ACROSS

- 3 City where Jesus was born
6 Gift brought to Jesus
8 Gift brought to Jesus
9 Mary's husband
10 Jesus' mother
11 There was no room for Mary and Joseph at the ____
12 They visited Jesus

DOWN

- 1 "Caesar ____ issued a decree that a census should be taken"
2 They visited Jesus (2 words)
4 King who wanted to kill Jesus
5 Jesus' crib
7 City where

- Jesus grew up
8 "On earth peace, ____ toward men"
10 Gift brought to Jesus
13 Guiding light for wise men





1. Volunteer for the Salvation Army,
2. Make Christmas treats and deliver to those in need and house bound neighbors,
3. Buy presents for Angel Tree or Toys for Tots,
4. Collect food for a local food shelter,
5. Support a local fundraiser,
6. Sing Christmas Carols at a Nursing Home,
7. Volunteer at a food panty.
8. Come up with some of your own ideas!

